

The logo features a stylized graphic on the left consisting of a square with a smaller square inside, connected by lines to a series of circles, resembling a circuit or data flow. To the right of this graphic, the text "CTE" is in a bold, white, sans-serif font. Below "CTE", the word "CHIPS" is in a larger, bold, yellow, sans-serif font. Below "CHIPS", the word "CHALLENGE" is in a bold, white, sans-serif font.

CTE CHIPS CHALLENGE

Learning Workshop 4:
Documenting Implementation Progress & Lessons Learned
May 13, 2025

Logistics

- Event is being recorded.
- Closed captioning provided.
- Turn on your camera if you can.
- Mute yourself when not speaking.
- Raise your hand if you have a question.
- Experiencing technical difficulties? Send a message in chat.
- Need a break? Take it!

Agenda

- Conversation Starter
- Updates & Reminders
- Guest Speaker
 - Ivan Gonzalez, Director of Talent Development at Orlando Economic Partnership
- Q&A
- Phase 2 Submission Requirements
- Project Management Best Practices
- Group Activity

Conversation Starter

Join us at menti.com | code: 3684 4268



What challenges would you like this group's help thinking through?

Key Dates

Cohort Working Group Meetings

- This week or next
- Once a month through November

Topical Discussion

- June 4, 12 – 1:30 PM ET
- Once a month through November

Phase 2 TA Wrap Up

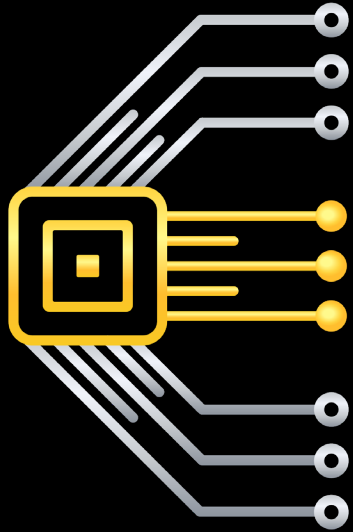
- December 3, 12 – 1:30 PM ET
- Submissions due December 17 by 8 PM ET

Guest Speaker



Ivan Gonzalez

Director, Talent Development
Orlando Economic Partnership



Phase 2 Submission Requirements

Selection Criteria

Four selection criteria, each worth up to 25 points, for a total of 100 points possible per submission:

- 1) IMPACT.** The extent to which the project is: (a) increasing students' opportunities and experiences to better prepare them for careers aligned with CHIPS; (b) expanding advising, training, and placement strategies into those careers; and (c) supporting teachers in building out CTE programs.
- 2) STUDENTS.** The extent to which the project involves a broad cross-section of students, including an emphasis on serving students from special populations.
- 3) PARTNERSHIPS.** The extent to which the project includes cross-disciplinary partnerships, written commitments from relevant partners, and at least one CTE program.
- 4) DATA.** The extent to which the baseline project data has improved, and the metrics-framework and data-collection methods are of high-quality.

Challenge Phases

- **Phase 2: Incubation, Results, and Selection**
 - Technical assistance: April – December 2025 ←
 - Phase 2 Submissions due: December 17, 2025, 8:00 PM ET
 - Up to 10 finalists selected: February 2026
- **Phase 3: Presentations, Acceleration, Impact, and Prizes**
 - Technical assistance: March – December 2026
 - Prize awards: February 2027

Prize Pool

\$1 million in cash prizes

- Tier 1 Finalist (one Grand Prize)
 - \$200,000 cash award (top score)
- Tier 2 Finalists (two Silver Prizes)
 - \$120,000 cash awards (second and third highest scores)
- Tier 3 Finalists (seven Bronze Prizes)
 - \$80,000 cash awards (fourth to tenth scores)

Submission Resources

The screenshot displays the CTE CHIPS Challenge HUB interface. The top navigation bar includes the logo, a search bar, and user controls. The left sidebar contains a 'Create' button, a 'Chat with Cohost' section with 28 members, and a 'Resources' section where the 'Resource Library' is highlighted with an orange box. The main content area features three 'LEARNING WORKSHOP' cards (2, 3, and 4) and a 'Resources' section containing a 'RESOURCE LIBRARY' card and two highlighted sections: 'Phase 2 Submission Documents' and 'Federal Updates', both enclosed in orange boxes.

CTE CHIPS CHALLENGE HUB

Search

50%

+ Create

✦ Chat with Cohost 28

👤 Members

Our Community

🏠 Welcome

🔗 Collaboration & Updates

📅 Events

Resources

Resource Library

+ Create a Space

+ Create a Collection

LEARNING WORKSHOP 2 Expanding Student Recruitment, Training, and Placement Strategies

LEARNING WORKSHOP 3 Supporting Teachers in Program Implementation

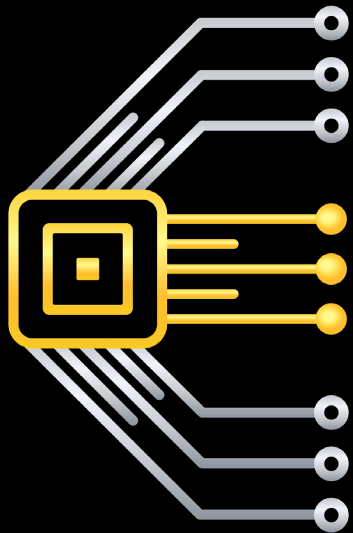
LEARNING WORKSHOP 4 Documenting Implementation Progress and Lessons Learned - Review of Phase 2 Submission Process

Resources

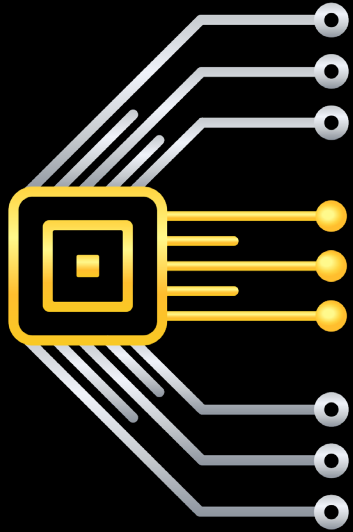
RESOURCE LIBRARY SEMI Resource Library

Phase 2 Submission Documents

Federal Updates



Q & A

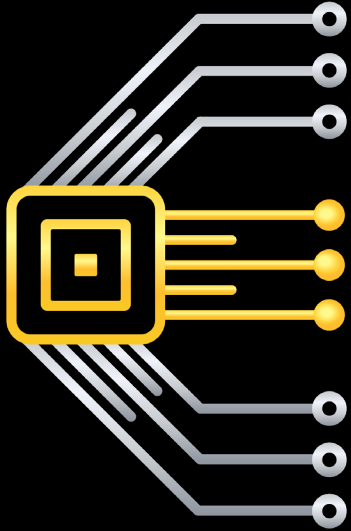


Project Management

Tools and Best Practices

Project Management Tools

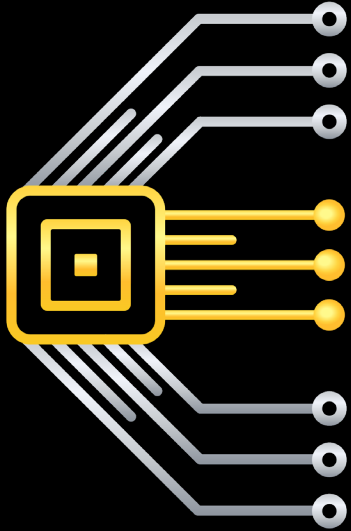
- **Measurable Outcomes:** Plan for and track program impact
- **Risk Register:** Identify program risks and plan for action should they materialize
- **Lessons Learned Log:** Capture and share lessons learned



Group Activity

Join us at menti.com | code: 7247 4537





Final Reflections

Join us at menti.com | code: 5441 5631



See you in our cohorts!

Share you feedback about this event:

<https://www.surveymonkey.com/r/QDRDFBG>

Questions? Contact us at hello@CTECHIPSCheckallenge.com.